

Scaled data based on original data using
LM-79-08 Approved Method: Electrical and Photometric Measurements of Solid-
State Lighting Products

Test Report Prepared for
Cooper Lighting Solutions
(formerly Eaton)

Brand: McGRAW-EDISON

Report Number: P226803

Luminaire Tested: **ISW-AF-350-LED-E1-SL2-7050**

Issue Date: 3/3/2020

Test Information

Test Method: LM-79-08
Report Number: P226803
TEST IS SCALED FROM IESNA LM-79-08 TEST DATA (P35945)
Test Lab: INNOVATION CENTER-P3
Issue Date: 3/3/2020
Manufacturer: COOPER LIGHTING SOLUTIONS (FORMERLY EATON)
Product Line: MCGRAW-EDISON
Catalog Number: ISW-AF-350-LED-E1-SL2-7050
Description: IMPACT ELITE LED WEDGE LUMINAIRE
LIGHT SQUARE WITH ACCULED OPTICS-TYPE II W/SPILL CONTROL
Light Source: (16) 5000K CCT, 70 CRI LEDs
Ballast/Driver: ELECTRONIC DRIVER

Summary

Lumens per Lamp: N/A
Luminaire Lumens: 2413.3 lumens
Efficiency: N/A
Efficacy: 120.1 lumens/watt
Luminous Opening: Rectangular (W 0.5' x L: 0.5' x H: 0')
IES Classification: Type II - Short - Semi-Cutoff
BUG Rating: B1 - U1 - G1

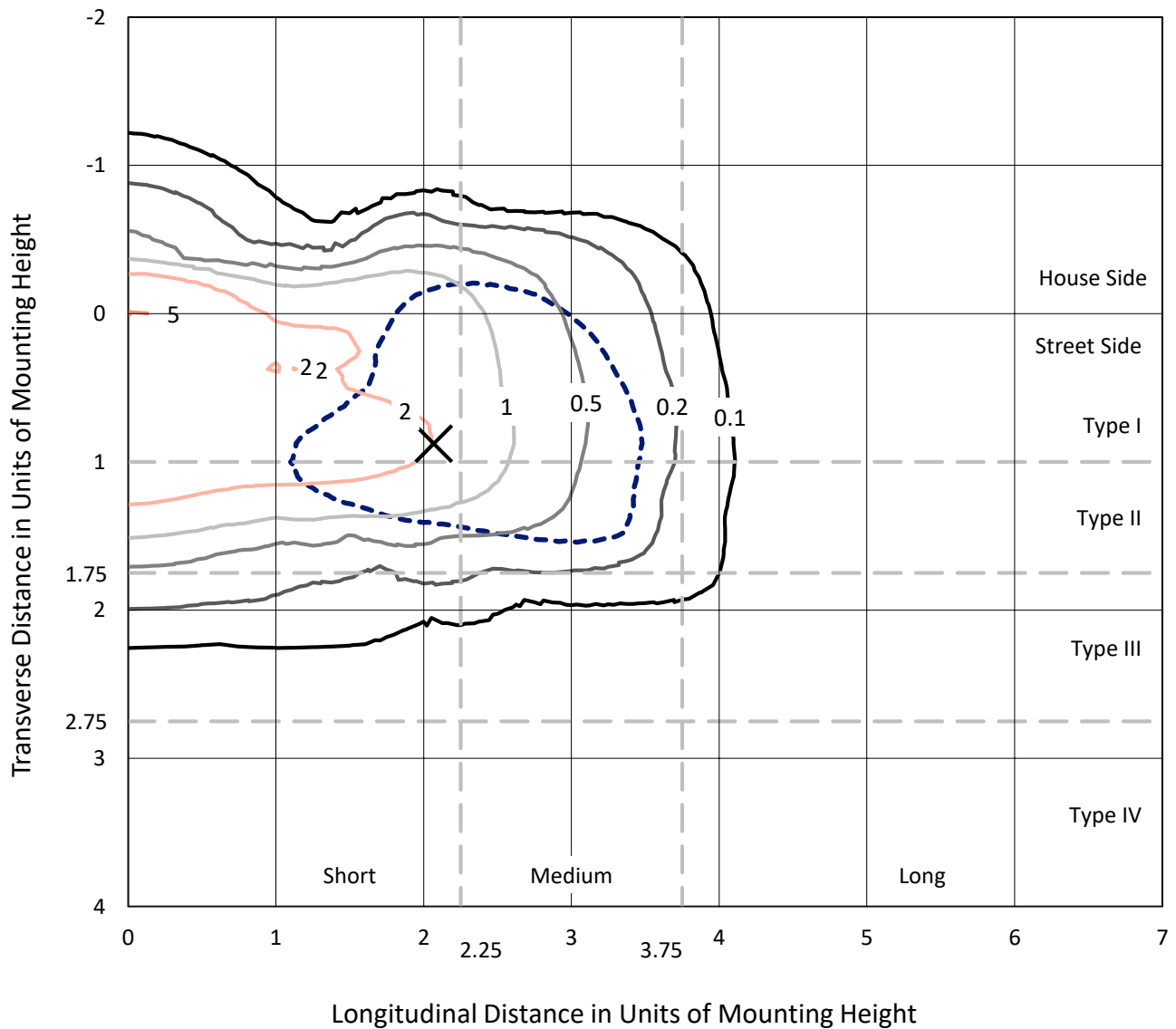
Input Watts (W): 20.09
Input Voltage (V): 120
Input Current (Ain): NR
Voltage Rise (V): NR
Power Factor: NR
Total Harmonic Distortion (THDi): NR
Frequency (hertz): 60
Stabilization Time: NR
Operation Time: NR
Ambient Temperature (°C): NR
Test Distance: 25 FT



REPORT NUMBER: P226803
 CATALOG NUMBER: ISW-AF-350-LED-E1-SL2-7050

Iso-Footcandle Lines of Horizontal Illumination

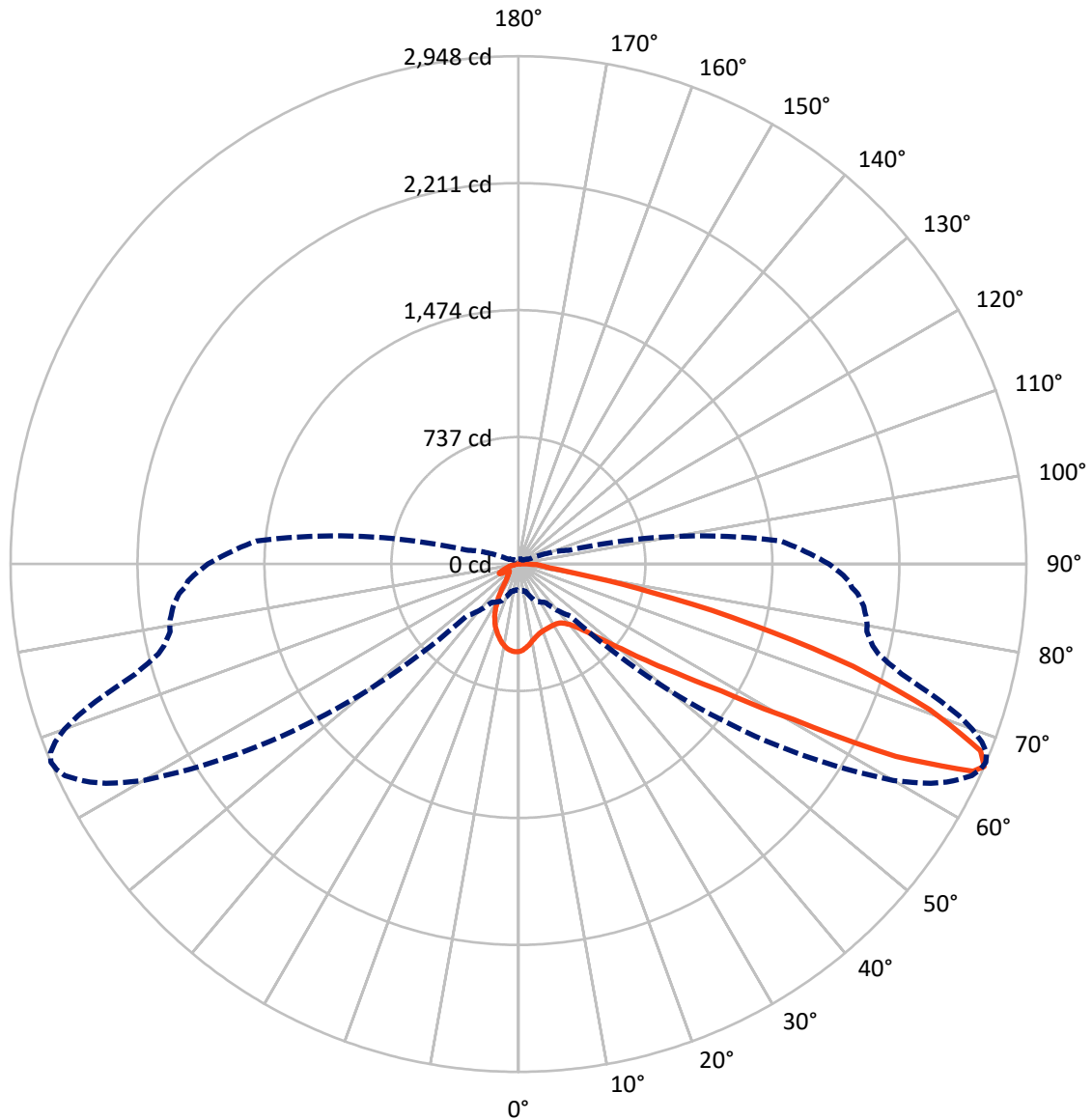
✕ Max cd
 - - - 1/2 Max cd



Based on 10 foot mounting height. Maximum calculated value = 5.1 fc
 Type II - Short - Semi-Cutoff

REPORT NUMBER: P226803
CATALOG NUMBER: ISW-AF-350-LED-E1-SL2-7050

Luminous Intensity Polar Plot



— Vertical Plane Through 67-Deg Lateral - - - Horizontal Cone Through 66-Deg Vertical

REPORT NUMBER: P226803

CATALOG NUMBER: ISW-AF-350-LED-E1-SL2-7050

FLUX DISTRIBUTION:

		Downward	Upward	Total
House Side	Lumens	445.6	0.2	445.8
	% Fixture	18.5	0.0	18.5
Street Side	Lumens	1966.9	0.7	1967.6
	% Fixture	81.5	0.0	81.5
Total	Lumens	2412.5	0.9	2413.3
	% Fixture	100.0	0.0	100.0

Coefficient of Utilization

ZONAL LUMENS:

Zone	Lumens	% Fixture
0°-10°	44.0	1.8
10°-20°	104.9	4.3
20°-30°	143.8	6.0
30°-40°	205.4	8.5
40°-50°	333.0	13.8
50°-60°	527.7	21.9
60°-70°	668.7	27.7
70°-80°	332.4	13.8
80°-90°	52.7	2.2
90°-100°	0.9	0.0
100°-110°	0.0	0.0
110°-120°	0.0	0.0
120°-130°	0.0	0.0
130°-140°	0.0	0.0
140°-150°	0.0	0.0
150°-160°	0.0	0.0
160°-170°	0.0	0.0
170°-180°	0.0	0.0
0°-90°	2412.5	100.0
0°-180°	2413.3	100.0



REPORT NUMBER: P226803

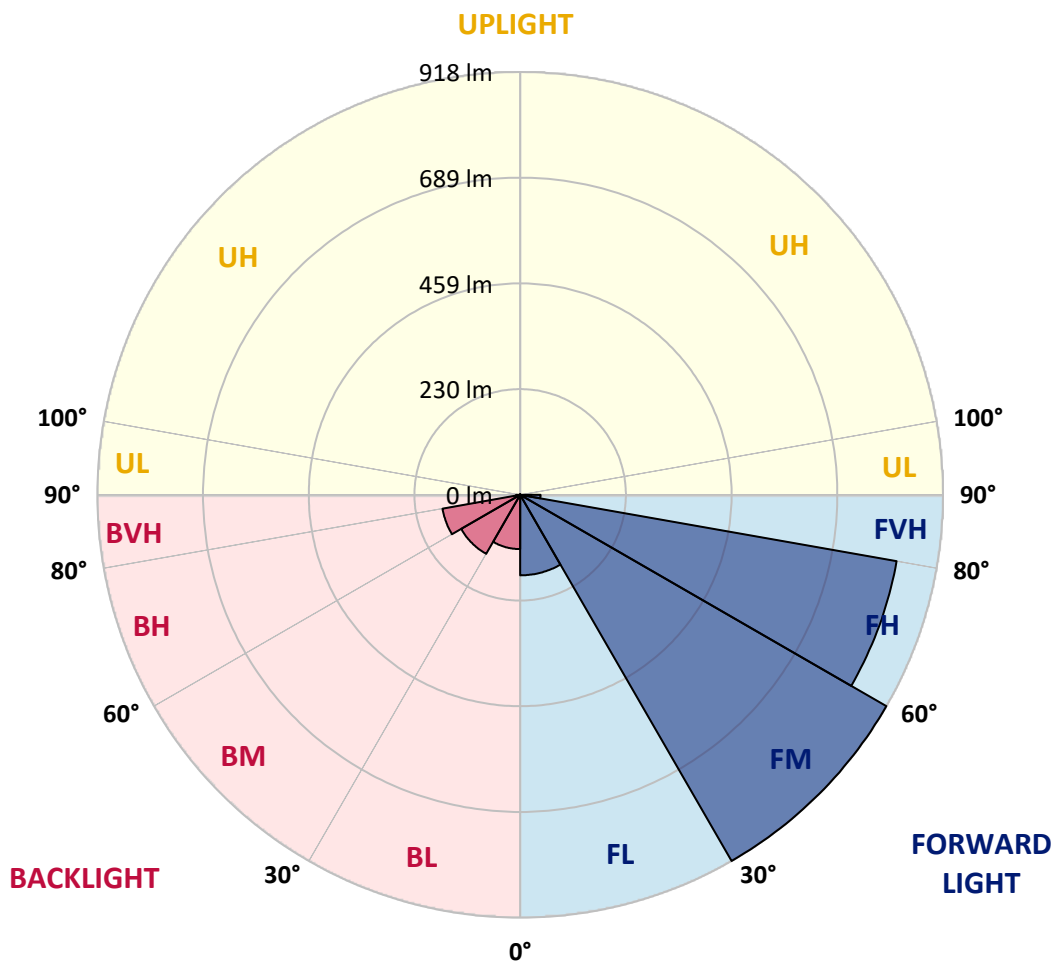
CATALOG NUMBER: ISW-AF-350-LED-E1-SL2-7050

LUMINAIRE CLASSIFICATION SYSTEM LUMEN TABLE AND BUG RATING:

Zone	Lumens	% Fixture	Zone Rating/Lumen Limit		
			B	U	G
FL (0°-30°)	174.8	7.2			
FM (30°-60°)	918.0	38.0			
FH (60°-80°)	829.8	34.4			G1/1800
FVH (80°-90°)	44.2	1.8			G1/100
BL (0°-30°)	117.8	4.9	B1/500		
BM (30°-60°)	148.0	6.1	B0/220		
BH (60°-80°)	171.2	7.1	B1/500		G1/500
BVH (80°-90°)	8.5	0.4			G0/10
UL (90°-100°)	0.9	0.0		U1/10	
UH (100°-180°)	0.2	0.0		U1/10	

BUG Rating: B1-U1-G1

Type II Short





REPORT NUMBER: P226803

CATALOG NUMBER: ISW-AF-350-LED-E1-SL2-7050

CANDELA DISTRIBUTION (FULL):

	0°	5°	15°	25°	35°	45°	55°	60°	61°	62°	63°
0°	508.0	508.0	508.0	508.0	508.0	508.0	508.0	508.0	508.0	508.0	508.0
2.5°	472.1	473.2	479.3	482.6	487.3	488.8	494.2	496.4	498.2	497.8	497.8
5°	429.7	432.9	435.8	442.4	449.2	457.6	468.1	476.1	477.5	479.3	480.4
7.5°	397.4	399.6	404.6	409.4	418.1	429.7	444.5	454.7	456.9	457.6	460.1
10°	374.5	376.0	380.3	386.5	396.7	407.9	423.5	434.0	437.3	438.7	440.9
12.5°	356.8	359.0	362.9	369.5	380.3	392.0	408.3	418.8	421.0	422.8	426.0
15°	345.5	347.0	350.6	357.9	367.7	379.3	395.2	407.9	409.4	411.2	414.1
17.5°	343.4	344.5	346.6	352.1	359.7	370.9	387.2	397.8	400.3	402.8	405.7
20°	352.1	352.8	353.5	354.2	358.6	365.8	381.8	393.0	395.2	397.4	401.0
22.5°	370.9	372.0	370.2	367.7	364.4	365.8	379.3	390.9	392.3	394.5	397.4
25°	403.6	402.5	397.0	393.0	381.4	372.0	380.0	389.8	391.6	393.8	397.0
27.5°	442.0	440.5	437.3	426.4	407.2	388.0	384.3	391.6	392.7	394.5	397.4
30°	483.3	483.7	480.8	468.8	444.2	411.9	394.1	395.9	396.7	398.1	399.9
32.5°	520.7	526.1	525.7	525.0	489.8	444.2	413.0	405.7	404.6	405.7	406.5
35°	563.8	564.9	575.1	580.1	551.5	491.3	440.5	424.6	420.2	420.6	419.9
37.5°	610.2	611.7	629.1	637.8	615.7	545.0	477.2	452.5	448.5	444.5	441.6
40°	677.7	683.5	692.5	702.3	691.4	617.1	525.4	492.0	481.9	481.1	475.3
42.5°	778.5	776.7	772.3	780.3	767.2	698.0	583.8	547.9	540.2	530.1	522.1
45°	877.5	881.4	862.6	866.2	866.9	791.5	668.2	617.8	613.9	601.9	593.2
47.5°	944.2	939.8	914.4	932.9	978.2	900.7	766.1	713.2	704.9	698.7	693.3
50°	947.8	944.2	927.9	960.5	1057.3	1094.6	902.5	840.8	828.9	818.0	814.7
52.5°	859.3	854.2	859.7	926.0	1085.9	1257.1	1095.0	999.3	989.5	980.4	967.7
55°	701.6	707.4	733.1	828.5	1042.1	1372.4	1473.9	1244.0	1202.0	1201.6	1170.4
57.5°	523.9	518.1	537.3	626.9	931.1	1413.3	1822.0	1765.1	1671.1	1607.7	1531.2
60°	353.5	355.0	372.7	418.8	647.9	1368.8	2055.1	2253.5	2220.5	2207.0	2186.4
62.5°	245.1	247.3	263.6	306.7	378.9	1101.2	2123.3	2527.2	2586.3	2635.3	2623.3
65°	171.5	171.9	188.2	254.9	283.9	565.6	1972.8	2563.5	2651.6	2735.7	2811.1
66°	151.2	151.6	165.0	237.1	272.3	426.8	1842.3	2513.1	2613.5	2711.4	2789.4
67.5°	129.4	131.6	142.1	201.6	261.1	329.2	1521.8	2362.6	2467.7	2575.4	2678.4
70°	88.8	89.6	99.0	163.5	244.4	289.0	867.3	1844.5	1989.9	2179.1	2288.6
72.5°	63.5	62.7	63.8	101.2	250.9	287.2	455.8	1213.9	1417.3	1583.4	1702.0
75°	56.6	54.8	50.0	62.7	183.1	313.6	305.3	714.7	869.5	1020.7	1142.1
77.5°	50.4	47.5	45.0	48.2	90.6	295.5	274.1	409.4	488.4	601.2	694.7
80°	38.4	36.6	38.1	41.7	54.4	271.9	272.3	272.3	293.7	330.7	367.7
82.5°	25.4	23.2	26.5	34.4	41.0	204.9	281.4	240.4	236.4	235.0	237.5
85°	16.0	13.8	18.5	25.7	31.5	107.0	288.6	253.8	235.3	217.5	199.8
87.5°	5.8	6.5	9.4	14.9	20.7	46.4	253.1	223.7	211.0	188.9	168.2
90°	1.5	1.1	1.8	4.4	4.7	8.7	38.8	62.0	37.0	18.5	14.9
92.5°	0.0	0.0	0.0	0.0	0.0	0.0	0.0	0.0	0.0	0.0	0.0
95°	0.0	0.0	0.0	0.0	0.0	0.0	0.0	0.0	0.0	0.0	0.0
97.5°	0.0	0.0	0.0	0.0	0.0	0.0	0.0	0.0	0.0	0.0	0.0
100°	0.0	0.0	0.0	0.0	0.0	0.0	0.0	0.0	0.0	0.0	0.0
102.5°	0.0	0.0	0.0	0.0	0.0	0.0	0.0	0.0	0.0	0.0	0.0
105°	0.0	0.0	0.0	0.0	0.0	0.0	0.0	0.0	0.0	0.0	0.0
107.5°	0.0	0.0	0.0	0.0	0.0	0.0	0.0	0.0	0.0	0.0	0.0



REPORT NUMBER: P226803

CATALOG NUMBER: ISW-AF-350-LED-E1-SL2-7050

CANDELA DISTRIBUTION (continued):

	0°	5°	15°	25°	35°	45°	55°	60°	61°	62°	63°
110°	0.0	0.0	0.0	0.0	0.0	0.0	0.0	0.0	0.0	0.0	0.0
112.5°	0.0	0.0	0.0	0.0	0.0	0.0	0.0	0.0	0.0	0.0	0.0
115°	0.0	0.0	0.0	0.0	0.0	0.0	0.0	0.0	0.0	0.0	0.0
117.5°	0.0	0.0	0.0	0.0	0.0	0.0	0.0	0.0	0.0	0.0	0.0
120°	0.0	0.0	0.0	0.0	0.0	0.0	0.0	0.0	0.0	0.0	0.0
122.5°	0.0	0.0	0.0	0.0	0.0	0.0	0.0	0.0	0.0	0.0	0.0
125°	0.0	0.0	0.0	0.0	0.0	0.0	0.0	0.0	0.0	0.0	0.0
127.5°	0.0	0.0	0.0	0.0	0.0	0.0	0.0	0.0	0.0	0.0	0.0
130°	0.0	0.0	0.0	0.0	0.0	0.0	0.0	0.0	0.0	0.0	0.0
132.5°	0.0	0.0	0.0	0.0	0.0	0.0	0.0	0.0	0.0	0.0	0.0
135°	0.0	0.0	0.0	0.0	0.0	0.0	0.0	0.0	0.0	0.0	0.0
137.5°	0.0	0.0	0.0	0.0	0.0	0.0	0.0	0.0	0.0	0.0	0.0
140°	0.0	0.0	0.0	0.0	0.0	0.0	0.0	0.0	0.0	0.0	0.0
142.5°	0.0	0.0	0.0	0.0	0.0	0.0	0.0	0.0	0.0	0.0	0.0
145°	0.0	0.0	0.0	0.0	0.0	0.0	0.0	0.0	0.0	0.0	0.0
147.5°	0.0	0.0	0.0	0.0	0.0	0.0	0.0	0.0	0.0	0.0	0.0
150°	0.0	0.0	0.0	0.0	0.0	0.0	0.0	0.0	0.0	0.0	0.0
152.5°	0.0	0.0	0.0	0.0	0.0	0.0	0.0	0.0	0.0	0.0	0.0
155°	0.0	0.0	0.0	0.0	0.0	0.0	0.0	0.0	0.0	0.0	0.0
157.5°	0.0	0.0	0.0	0.0	0.0	0.0	0.0	0.0	0.0	0.0	0.0
160°	0.0	0.0	0.0	0.0	0.0	0.0	0.0	0.0	0.0	0.0	0.0
162.5°	0.0	0.0	0.0	0.0	0.0	0.0	0.0	0.0	0.0	0.0	0.0
165°	0.0	0.0	0.0	0.0	0.0	0.0	0.0	0.0	0.0	0.0	0.0
167.5°	0.0	0.0	0.0	0.0	0.0	0.0	0.0	0.0	0.0	0.0	0.0
170°	0.0	0.0	0.0	0.0	0.0	0.0	0.0	0.0	0.0	0.0	0.0
172.5°	0.0	0.0	0.0	0.0	0.0	0.0	0.0	0.0	0.0	0.0	0.0
175°	0.0	0.0	0.0	0.0	0.0	0.0	0.0	0.0	0.0	0.0	0.0
177.5°	0.0	0.0	0.0	0.0	0.0	0.0	0.0	0.0	0.0	0.0	0.0
180°	0.0	0.0	0.0	0.0	0.0	0.0	0.0	0.0	0.0	0.0	0.0



REPORT NUMBER: P226803

CATALOG NUMBER: ISW-AF-350-LED-E1-SL2-7050

CANDELA DISTRIBUTION (continued):

	64°	65°	66°	67°	68°	69°	70°	71°	72°	73°	74°
0°	508.0	508.0	508.0	508.0	508.0	508.0	508.0	508.0	508.0	508.0	508.0
2.5°	498.2	500.0	500.7	500.0	500.4	502.5	501.8	502.9	502.9	503.6	503.6
5°	481.9	483.3	486.2	485.9	488.8	489.8	490.9	492.4	494.2	495.3	497.5
7.5°	462.7	465.6	468.1	469.5	471.4	475.0	476.1	479.3	482.2	485.1	487.3
10°	444.2	448.2	451.1	452.1	456.1	457.9	461.9	464.5	468.1	471.7	475.0
12.5°	428.6	432.2	433.6	437.3	440.9	444.5	446.3	451.1	454.7	459.4	463.7
15°	417.0	420.6	423.5	426.0	429.7	433.3	436.2	440.9	445.3	450.0	454.0
17.5°	409.7	411.9	415.5	417.7	422.0	426.4	429.7	435.1	439.8	443.8	449.2
20°	404.3	406.8	410.1	413.3	417.3	422.8	425.7	431.5	436.6	441.3	446.3
22.5°	401.4	403.9	407.2	410.4	414.8	419.1	423.9	428.9	434.4	439.5	444.5
25°	400.3	402.5	405.4	408.6	413.3	418.1	422.0	427.8	432.6	438.0	444.2
27.5°	400.7	402.1	405.4	408.3	413.0	417.3	421.3	427.1	432.6	437.6	443.8
30°	402.1	403.2	406.5	409.0	413.0	417.3	421.0	427.1	431.8	437.3	443.8
32.5°	407.2	408.6	410.1	411.9	415.5	418.8	423.1	428.6	432.9	438.4	443.8
35°	419.1	418.1	419.1	419.9	422.4	425.7	428.9	433.6	437.6	442.4	448.2
37.5°	438.0	435.8	436.6	436.2	436.2	438.4	441.6	444.9	448.2	452.9	458.7
40°	472.8	467.4	465.9	461.9	460.8	462.7	464.8	465.2	469.2	475.3	477.9
42.5°	517.8	510.5	511.6	505.1	503.3	501.1	504.0	502.2	504.7	508.7	514.1
45°	588.8	581.9	574.7	564.2	566.4	558.4	556.2	556.9	556.6	558.0	564.5
47.5°	673.7	664.6	659.9	655.9	648.3	643.6	637.4	628.4	630.5	633.4	639.2
50°	797.7	794.8	785.7	772.7	770.9	764.0	762.1	754.2	751.3	750.9	750.5
52.5°	963.4	944.5	940.9	928.6	919.1	912.6	910.4	899.2	888.0	894.5	893.8
55°	1165.3	1149.8	1129.8	1118.9	1111.3	1095.7	1091.7	1077.6	1071.1	1067.4	1058.4
57.5°	1504.7	1450.0	1409.0	1388.7	1360.0	1331.0	1320.9	1291.9	1269.4	1253.5	1254.5
60°	2096.5	1998.9	1884.0	1832.5	1713.2	1695.8	1613.9	1593.9	1544.6	1512.0	1493.1
62.5°	2615.0	2588.5	2533.4	2458.3	2338.7	2200.9	2138.9	2015.6	1919.2	1877.1	1818.7
65°	2862.6	2899.9	2915.2	2901.0	2853.2	2769.0	2695.1	2574.7	2413.0	2321.6	2208.1
66°	2849.9	2905.4	2933.3	2947.8	2930.4	2880.7	2803.1	2704.1	2579.1	2439.8	2312.6
67.5°	2757.1	2811.1	2849.9	2894.1	2894.1	2878.5	2847.0	2781.0	2692.5	2571.1	2456.9
70°	2377.8	2451.1	2519.6	2533.0	2570.7	2559.1	2584.1	2542.1	2521.0	2470.3	2409.0
72.5°	1852.4	1913.7	1972.5	2031.2	2021.4	2008.7	2006.2	2014.9	1972.1	1987.3	1971.4
75°	1232.1	1337.6	1397.8	1392.0	1395.9	1399.2	1372.4	1312.6	1359.0	1300.2	1319.8
77.5°	748.7	797.7	814.0	795.9	772.3	741.8	692.9	664.3	623.3	626.5	599.4
80°	392.7	398.8	385.8	349.2	329.2	311.1	255.3	230.2	207.0	198.3	178.8
82.5°	225.2	210.3	194.3	182.0	158.4	142.5	120.7	107.0	92.1	79.0	74.3
85°	182.4	162.4	147.6	133.8	117.8	103.7	85.6	71.4	60.6	52.6	50.8
87.5°	150.5	136.7	121.5	108.4	92.8	78.3	60.6	47.1	37.3	30.1	27.9
90°	13.4	18.1	13.1	7.3	10.9	5.8	3.3	3.6	2.9	2.9	3.3
92.5°	0.0	0.0	0.0	0.0	0.0	0.0	0.0	0.0	0.0	0.0	0.0
95°	0.0	0.0	0.0	0.0	0.0	0.0	0.0	0.0	0.0	0.0	0.0
97.5°	0.0	0.0	0.0	0.0	0.0	0.0	0.0	0.0	0.0	0.0	0.0
100°	0.0	0.0	0.0	0.0	0.0	0.0	0.0	0.0	0.0	0.0	0.0
102.5°	0.0	0.0	0.0	0.0	0.0	0.0	0.0	0.0	0.0	0.0	0.0
105°	0.0	0.0	0.0	0.0	0.0	0.0	0.0	0.0	0.0	0.0	0.0
107.5°	0.0	0.0	0.0	0.0	0.0	0.0	0.0	0.0	0.0	0.0	0.0



REPORT NUMBER: P226803

CATALOG NUMBER: ISW-AF-350-LED-E1-SL2-7050

CANDELA DISTRIBUTION (continued):

	64°	65°	66°	67°	68°	69°	70°	71°	72°	73°	74°
110°	0.0	0.0	0.0	0.0	0.0	0.0	0.0	0.0	0.0	0.0	0.0
112.5°	0.0	0.0	0.0	0.0	0.0	0.0	0.0	0.0	0.0	0.0	0.0
115°	0.0	0.0	0.0	0.0	0.0	0.0	0.0	0.0	0.0	0.0	0.0
117.5°	0.0	0.0	0.0	0.0	0.0	0.0	0.0	0.0	0.0	0.0	0.0
120°	0.0	0.0	0.0	0.0	0.0	0.0	0.0	0.0	0.0	0.0	0.0
122.5°	0.0	0.0	0.0	0.0	0.0	0.0	0.0	0.0	0.0	0.0	0.0
125°	0.0	0.0	0.0	0.0	0.0	0.0	0.0	0.0	0.0	0.0	0.0
127.5°	0.0	0.0	0.0	0.0	0.0	0.0	0.0	0.0	0.0	0.0	0.0
130°	0.0	0.0	0.0	0.0	0.0	0.0	0.0	0.0	0.0	0.0	0.0
132.5°	0.0	0.0	0.0	0.0	0.0	0.0	0.0	0.0	0.0	0.0	0.0
135°	0.0	0.0	0.0	0.0	0.0	0.0	0.0	0.0	0.0	0.0	0.0
137.5°	0.0	0.0	0.0	0.0	0.0	0.0	0.0	0.0	0.0	0.0	0.0
140°	0.0	0.0	0.0	0.0	0.0	0.0	0.0	0.0	0.0	0.0	0.0
142.5°	0.0	0.0	0.0	0.0	0.0	0.0	0.0	0.0	0.0	0.0	0.0
145°	0.0	0.0	0.0	0.0	0.0	0.0	0.0	0.0	0.0	0.0	0.0
147.5°	0.0	0.0	0.0	0.0	0.0	0.0	0.0	0.0	0.0	0.0	0.0
150°	0.0	0.0	0.0	0.0	0.0	0.0	0.0	0.0	0.0	0.0	0.0
152.5°	0.0	0.0	0.0	0.0	0.0	0.0	0.0	0.0	0.0	0.0	0.0
155°	0.0	0.0	0.0	0.0	0.0	0.0	0.0	0.0	0.0	0.0	0.0
157.5°	0.0	0.0	0.0	0.0	0.0	0.0	0.0	0.0	0.0	0.0	0.0
160°	0.0	0.0	0.0	0.0	0.0	0.0	0.0	0.0	0.0	0.0	0.0
162.5°	0.0	0.0	0.0	0.0	0.0	0.0	0.0	0.0	0.0	0.0	0.0
165°	0.0	0.0	0.0	0.0	0.0	0.0	0.0	0.0	0.0	0.0	0.0
167.5°	0.0	0.0	0.0	0.0	0.0	0.0	0.0	0.0	0.0	0.0	0.0
170°	0.0	0.0	0.0	0.0	0.0	0.0	0.0	0.0	0.0	0.0	0.0
172.5°	0.0	0.0	0.0	0.0	0.0	0.0	0.0	0.0	0.0	0.0	0.0
175°	0.0	0.0	0.0	0.0	0.0	0.0	0.0	0.0	0.0	0.0	0.0
177.5°	0.0	0.0	0.0	0.0	0.0	0.0	0.0	0.0	0.0	0.0	0.0
180°	0.0	0.0	0.0	0.0	0.0	0.0	0.0	0.0	0.0	0.0	0.0



REPORT NUMBER: P226803
 CATALOG NUMBER: ISW-AF-350-LED-E1-SL2-7050

CANDELA DISTRIBUTION (continued):

	75°	76°	77°	78°	79°	80°	81°	82°	83°	84°	85°
0°	508.0	508.0	508.0	508.0	508.0	508.0	508.0	508.0	508.0	508.0	508.0
2.5°	504.7	504.7	505.4	506.2	506.5	506.5	506.5	507.3	507.6	506.5	507.6
5°	498.6	500.4	501.8	502.9	503.3	504.4	505.4	506.2	507.3	507.3	508.0
7.5°	490.2	493.5	495.3	497.1	498.9	500.7	502.9	504.4	505.1	506.5	507.6
10°	479.7	483.7	487.3	490.2	492.8	496.4	499.3	501.5	504.7	505.1	507.6
12.5°	468.5	474.3	477.2	482.6	486.2	491.7	494.6	497.8	501.5	503.3	506.2
15°	460.5	465.6	471.0	476.1	481.9	488.4	492.0	496.4	501.5	505.4	509.1
17.5°	454.3	461.2	467.4	473.9	481.1	488.0	493.5	498.2	504.7	506.9	510.5
20°	452.5	460.1	466.3	473.2	480.8	489.8	496.4	501.5	508.0	511.6	514.9
22.5°	451.8	459.0	466.3	474.6	483.0	492.4	499.3	505.8	512.3	515.6	518.1
25°	451.1	458.7	466.6	476.1	485.1	494.9	502.9	509.1	515.2	518.5	520.7
27.5°	451.1	459.0	467.7	477.2	486.9	497.8	505.4	511.2	516.7	519.6	520.3
30°	450.7	459.0	467.4	477.9	488.4	499.6	508.0	513.4	518.1	519.9	519.2
32.5°	451.4	460.1	469.2	479.7	490.6	501.5	510.2	516.3	518.9	518.5	518.1
35°	455.0	463.0	473.5	484.0	495.3	505.4	513.8	518.1	520.3	519.6	517.8
37.5°	464.8	472.8	483.3	494.9	503.6	515.2	522.8	526.1	526.5	524.3	519.9
40°	485.1	493.1	502.5	515.2	525.7	533.7	541.0	544.6	542.4	538.4	533.7
42.5°	517.4	527.6	538.8	549.0	561.3	572.2	574.0	576.1	572.5	564.9	559.1
45°	569.3	575.4	589.9	597.5	613.5	618.9	622.9	624.0	616.0	609.9	599.7
47.5°	643.9	655.9	666.1	673.3	684.9	692.2	700.1	696.5	690.4	679.8	666.4
50°	761.4	769.0	782.1	795.1	807.5	812.5	812.5	808.9	804.9	784.6	768.3
52.5°	905.7	906.5	925.3	940.9	951.4	943.8	952.9	943.8	941.3	927.1	913.7
55°	1072.9	1066.0	1088.8	1102.6	1112.0	1121.1	1119.3	1118.2	1108.8	1092.8	1076.5
57.5°	1231.7	1251.6	1262.5	1282.8	1287.5	1293.7	1291.2	1287.5	1282.1	1273.0	1265.8
60°	1460.8	1474.3	1484.1	1488.0	1501.5	1503.3	1512.3	1497.5	1501.1	1490.6	1467.7
62.5°	1772.7	1758.2	1765.8	1765.8	1761.8	1747.7	1755.3	1761.1	1751.3	1742.6	1738.9
65°	2121.8	2075.1	2030.1	2022.5	2001.8	1997.1	1991.3	1976.8	1970.6	1955.4	1943.1
66°	2226.3	2153.7	2111.3	2085.2	2060.2	2054.8	2046.8	2031.6	2019.2	1997.8	1977.2
67.5°	2343.4	2249.8	2186.0	2149.0	2118.2	2097.9	2082.0	2060.2	2040.6	2008.7	1975.7
70°	2335.8	2258.5	2181.7	2125.5	2079.1	2037.4	2012.7	1965.9	1926.0	1880.4	1842.6
72.5°	1962.7	1948.9	1904.3	1872.7	1815.8	1793.7	1728.4	1698.7	1643.6	1584.5	1566.4
75°	1364.4	1310.4	1287.5	1274.8	1249.8	1180.9	1136.0	1145.8	1081.2	1023.6	990.6
77.5°	596.4	607.3	544.2	516.0	494.2	456.9	422.0	398.1	384.3	375.3	334.3
80°	165.0	143.9	142.1	132.0	129.8	115.7	117.5	107.3	100.4	99.0	95.7
82.5°	72.2	70.7	68.5	67.4	66.4	64.9	63.1	62.7	60.6	58.7	59.1
85°	47.9	47.5	46.4	45.3	43.5	41.0	39.2	37.7	38.1	36.3	35.9
87.5°	27.9	27.2	26.8	25.4	25.0	22.8	23.2	21.4	21.0	20.7	19.6
90°	4.0	4.4	5.4	5.1	3.6	6.9	5.8	5.1	5.4	4.4	4.4
92.5°	0.0	0.0	0.0	0.0	0.0	0.0	0.0	0.0	0.0	0.0	0.0
95°	0.0	0.0	0.0	0.0	0.0	0.0	0.0	0.0	0.0	0.0	0.0
97.5°	0.0	0.0	0.0	0.0	0.0	0.0	0.0	0.0	0.0	0.0	0.0
100°	0.0	0.0	0.0	0.0	0.0	0.0	0.0	0.0	0.0	0.0	0.0
102.5°	0.0	0.0	0.0	0.0	0.0	0.0	0.0	0.0	0.0	0.0	0.0
105°	0.0	0.0	0.0	0.0	0.0	0.0	0.0	0.0	0.0	0.0	0.0
107.5°	0.0	0.0	0.0	0.0	0.0	0.0	0.0	0.0	0.0	0.0	0.0



REPORT NUMBER: P226803
 CATALOG NUMBER: ISW-AF-350-LED-E1-SL2-7050

REPORT N
 CATALOG

CANDELA DISTRIBUTION (continued):

CANDELA

	75°	76°	77°	78°	79°	80°	81°	82°	83°	84°	85°	
110°	0.0	0.0	0.0	0.0	0.0	0.0	0.0	0.0	0.0	0.0	0.0	0°
112.5°	0.0	0.0	0.0	0.0	0.0	0.0	0.0	0.0	0.0	0.0	0.0	2.5°
115°	0.0	0.0	0.0	0.0	0.0	0.0	0.0	0.0	0.0	0.0	0.0	5°
117.5°	0.0	0.0	0.0	0.0	0.0	0.0	0.0	0.0	0.0	0.0	0.0	7.5°
120°	0.0	0.0	0.0	0.0	0.0	0.0	0.0	0.0	0.0	0.0	0.0	10°
122.5°	0.0	0.0	0.0	0.0	0.0	0.0	0.0	0.0	0.0	0.0	0.0	12.5°
125°	0.0	0.0	0.0	0.0	0.0	0.0	0.0	0.0	0.0	0.0	0.0	15°
127.5°	0.0	0.0	0.0	0.0	0.0	0.0	0.0	0.0	0.0	0.0	0.0	17.5°
130°	0.0	0.0	0.0	0.0	0.0	0.0	0.0	0.0	0.0	0.0	0.0	20°
132.5°	0.0	0.0	0.0	0.0	0.0	0.0	0.0	0.0	0.0	0.0	0.0	22.5°
135°	0.0	0.0	0.0	0.0	0.0	0.0	0.0	0.0	0.0	0.0	0.0	25°
137.5°	0.0	0.0	0.0	0.0	0.0	0.0	0.0	0.0	0.0	0.0	0.0	27.5°
140°	0.0	0.0	0.0	0.0	0.0	0.0	0.0	0.0	0.0	0.0	0.0	30°
142.5°	0.0	0.0	0.0	0.0	0.0	0.0	0.0	0.0	0.0	0.0	0.0	32.5°
145°	0.0	0.0	0.0	0.0	0.0	0.0	0.0	0.0	0.0	0.0	0.0	35°
147.5°	0.0	0.0	0.0	0.0	0.0	0.0	0.0	0.0	0.0	0.0	0.0	37.5°
150°	0.0	0.0	0.0	0.0	0.0	0.0	0.0	0.0	0.0	0.0	0.0	40°
152.5°	0.0	0.0	0.0	0.0	0.0	0.0	0.0	0.0	0.0	0.0	0.0	42.5°
155°	0.0	0.0	0.0	0.0	0.0	0.0	0.0	0.0	0.0	0.0	0.0	45°
157.5°	0.0	0.0	0.0	0.0	0.0	0.0	0.0	0.0	0.0	0.0	0.0	47.5°
160°	0.0	0.0	0.0	0.0	0.0	0.0	0.0	0.0	0.0	0.0	0.0	50°
162.5°	0.0	0.0	0.0	0.0	0.0	0.0	0.0	0.0	0.0	0.0	0.0	52.5°
165°	0.0	0.0	0.0	0.0	0.0	0.0	0.0	0.0	0.0	0.0	0.0	55°
167.5°	0.0	0.0	0.0	0.0	0.0	0.0	0.0	0.0	0.0	0.0	0.0	57.5°
170°	0.0	0.0	0.0	0.0	0.0	0.0	0.0	0.0	0.0	0.0	0.0	60°
172.5°	0.0	0.0	0.0	0.0	0.0	0.0	0.0	0.0	0.0	0.0	0.0	62.5°
175°	0.0	0.0	0.0	0.0	0.0	0.0	0.0	0.0	0.0	0.0	0.0	65°
177.5°	0.0	0.0	0.0	0.0	0.0	0.0	0.0	0.0	0.0	0.0	0.0	66°
180°	0.0	0.0	0.0	0.0	0.0	0.0	0.0	0.0	0.0	0.0	0.0	67.5°
												70°
												72.5°
												75°
												77.5°
												80°
												82.5°
												85°
												87.5°
												90°
												92.5°
												95°
												97.5°
												100°
												102.5°
												105°
												107.5°

'226803
 ISW-AF-350-LED-E1-SL2-7050

REPORT NUMBER: P226803
 CATALOG NUMBER: ISW-AF-3!

TION (continued):

CANDELA DISTRIBUTION (con

87°	88°	89°	90°	95°	105°	115°	125°	135°	145°		155°	165°
0.0	0.0	0.0	0.0	0.0	0.0	0.0	0.0	0.0	0.0	0°	508.0	508.0
0.0	0.0	0.0	0.0	0.0	0.0	0.0	0.0	0.0	0.0	2.5°	504.4	501.8
0.0	0.0	0.0	0.0	0.0	0.0	0.0	0.0	0.0	0.0	5°	475.7	468.8
0.0	0.0	0.0	0.0	0.0	0.0	0.0	0.0	0.0	0.0	7.5°	434.4	426.4
0.0	0.0	0.0	0.0	0.0	0.0	0.0	0.0	0.0	0.0	10°	387.2	375.3
0.0	0.0	0.0	0.0	0.0	0.0	0.0	0.0	0.0	0.0	12.5°	327.1	303.5
0.0	0.0	0.0	0.0	0.0	0.0	0.0	0.0	0.0	0.0	15°	257.4	225.9
0.0	0.0	0.0	0.0	0.0	0.0	0.0	0.0	0.0	0.0	17.5°	177.3	151.9
0.0	0.0	0.0	0.0	0.0	0.0	0.0	0.0	0.0	0.0	20°	124.4	114.9
0.0	0.0	0.0	0.0	0.0	0.0	0.0	0.0	0.0	0.0	22.5°	96.1	96.4
0.0	0.0	0.0	0.0	0.0	0.0	0.0	0.0	0.0	0.0	25°	79.8	83.4
0.0	0.0	0.0	0.0	0.0	0.0	0.0	0.0	0.0	0.0	27.5°	70.3	74.0
0.0	0.0	0.0	0.0	0.0	0.0	0.0	0.0	0.0	0.0	30°	64.5	67.8
0.0	0.0	0.0	0.0	0.0	0.0	0.0	0.0	0.0	0.0	32.5°	60.6	62.0
0.0	0.0	0.0	0.0	0.0	0.0	0.0	0.0	0.0	0.0	35°	55.8	56.6
0.0	0.0	0.0	0.0	0.0	0.0	0.0	0.0	0.0	0.0	37.5°	51.8	51.8
0.0	0.0	0.0	0.0	0.0	0.0	0.0	0.0	0.0	0.0	40°	48.2	47.9
0.0	0.0	0.0	0.0	0.0	0.0	0.0	0.0	0.0	0.0	42.5°	45.0	44.6
0.0	0.0	0.0	0.0	0.0	0.0	0.0	0.0	0.0	0.0	45°	41.7	42.1
0.0	0.0	0.0	0.0	0.0	0.0	0.0	0.0	0.0	0.0	47.5°	39.9	40.2
0.0	0.0	0.0	0.0	0.0	0.0	0.0	0.0	0.0	0.0	50°	38.1	38.4
0.0	0.0	0.0	0.0	0.0	0.0	0.0	0.0	0.0	0.0	52.5°	36.6	36.6
0.0	0.0	0.0	0.0	0.0	0.0	0.0	0.0	0.0	0.0	55°	35.2	34.8
0.0	0.0	0.0	0.0	0.0	0.0	0.0	0.0	0.0	0.0	57.5°	34.1	33.4
0.0	0.0	0.0	0.0	0.0	0.0	0.0	0.0	0.0	0.0	60°	33.0	32.3
0.0	0.0	0.0	0.0	0.0	0.0	0.0	0.0	0.0	0.0	62.5°	32.3	31.2
0.0	0.0	0.0	0.0	0.0	0.0	0.0	0.0	0.0	0.0	65°	31.5	30.8
0.0	0.0	0.0	0.0	0.0	0.0	0.0	0.0	0.0	0.0	66°	31.2	30.5
0.0	0.0	0.0	0.0	0.0	0.0	0.0	0.0	0.0	0.0	67.5°	30.8	30.1
										70°	29.4	28.6
										72.5°	27.2	26.8
										75°	25.0	24.3
										77.5°	22.1	21.8
										80°	18.9	18.5
										82.5°	16.0	15.2
										85°	12.7	12.0
										87.5°	8.7	8.0
										90°	2.2	2.5
										92.5°	0.0	0.0
										95°	0.0	0.0
										97.5°	0.0	0.0
										100°	0.0	0.0
										102.5°	0.0	0.0
										105°	0.0	0.0
										107.5°	0.0	0.0



REPORT NUMBER: P226803

CATALOG NUMBER: ISW-AF-350-LED-E1-

50-LED-E1-SL2-7050

tinued):

175°	180°
508.0	508.0
499.6	502.9
466.6	465.6
419.9	420.2
363.3	364.0
290.1	285.7
207.8	209.6
144.7	144.3
116.0	116.8
99.3	99.3
88.5	88.5
78.0	78.3
70.7	71.4
64.2	64.5
57.7	58.0
52.2	52.2
48.6	48.9
46.0	46.0
43.5	43.5
41.3	42.1
39.2	39.5
37.0	37.3
34.8	34.8
33.0	33.0
31.5	31.2
30.5	29.7
29.4	29.0
29.0	28.6
28.6	28.3
27.9	27.6
26.8	26.5
24.7	23.9
22.5	21.8
20.7	19.6
17.4	16.7
12.7	12.0
7.6	7.6
1.8	1.8
0.0	0.0
0.0	0.0
0.0	0.0
0.0	0.0
0.0	0.0
0.0	0.0
0.0	0.0
0.0	0.0
0.0	0.0

CANDELA DISTRIBUTION (continued):

	155°	165°	175°
110°	0.0	0.0	0.0
112.5°	0.0	0.0	0.0
115°	0.0	0.0	0.0
117.5°	0.0	0.0	0.0
120°	0.0	0.0	0.0
122.5°	0.0	0.0	0.0
125°	0.0	0.0	0.0
127.5°	0.0	0.0	0.0
130°	0.0	0.0	0.0
132.5°	0.0	0.0	0.0
135°	0.0	0.0	0.0
137.5°	0.0	0.0	0.0
140°	0.0	0.0	0.0
142.5°	0.0	0.0	0.0
145°	0.0	0.0	0.0
147.5°	0.0	0.0	0.0
150°	0.0	0.0	0.0
152.5°	0.0	0.0	0.0
155°	0.0	0.0	0.0
157.5°	0.0	0.0	0.0
160°	0.0	0.0	0.0
162.5°	0.0	0.0	0.0
165°	0.0	0.0	0.0
167.5°	0.0	0.0	0.0
170°	0.0	0.0	0.0
172.5°	0.0	0.0	0.0
175°	0.0	0.0	0.0
177.5°	0.0	0.0	0.0
180°	0.0	0.0	0.0

